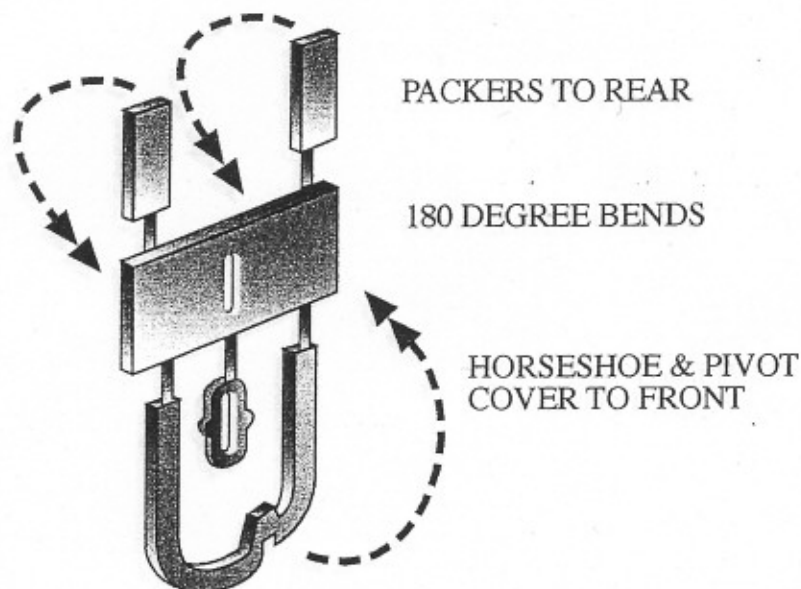



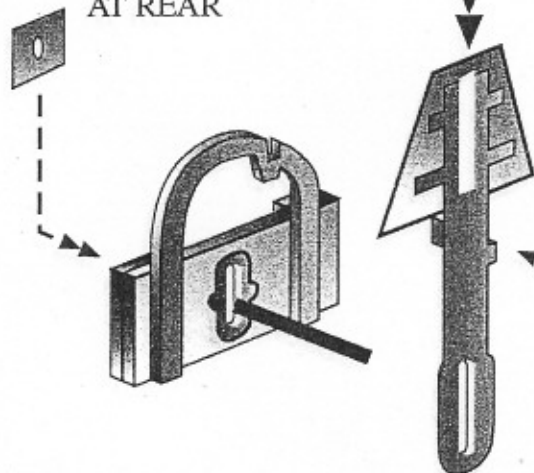
# THE 2MM SCALE ASSOCIATION

## PART NUMBER 2-343 HYBAR CONVERSION



SUGGESTED SPRING STEEL  
WIRE TARPULIN BAR.  
SOLDER INTO SLOT ON  
PLATE.

SOLDER WASHER  
TO PIVOT WIRE  
AT REAR



BEND SIDE TAB 90 DEG & DROP  
INTO NOTCH IN HORSESHOE RING.  
LIFT UP ASSEMBLY TO DROP  
TARPULIN BAR TO SIDE OF WAGON.  
FIT PIVOT WIRE TO WASHER AT REAR.

NOTE THESE ASSEMBLIES ARE HANDED LEFT / RIGHT.  
SUGGEST GLUE REAR PACKERS TO WAGON BODY- AFTER ASSEMBLY